



Corporate Overview

Nasdaq: DAIO

May 2025

Safe Harbor

Statements in this presentation concerning economic outlook, expected revenue, expected margins, expected savings, expected results, orders, deliveries, backlog and financial positions, semiconductor chip shortages, supply chain expectations, as well as any other statement that may be construed as a prediction of future performance or events are forward-looking statements which involve known and unknown risks, uncertainties and other factors which may cause actual results to differ materially from those expressed or implied by such statements. Forward-looking statement disclaimers also apply to the impact of global and geopolitical events. These factors include uncertainties as to the ability to record revenues based upon the timing of product deliveries, shipping availability, installations and acceptance, accrual of expenses, business interruptions, changes in economic conditions, part shortages and other risks including those described in the Company's filings on Forms 10-K and 10-Q with the Securities and Exchange Commission (SEC), press releases and other communications.

Furthermore, the matters that we discuss today will include forward-looking statements that involve risks factors that could cause Data I/O Corporation's results to differ materially from management's current expectations. We encourage you to review the Safe Harbor statement contained in the earnings releases as well as our most recent SEC filings for a complete description.

Additionally, those forward-looking statements are made as of today, and we take no obligation to update them.

Data I/O, Lumen®X, SentiX®, ConneX®, FlashCORE are trademarks of Data I/O Corporation. All rights reserved.



Device Data Begins with Data I/O!

Our Platform

- Data I/O's proprietary platform supports the largest device library in the industry
- OEMs and Service Providers choose our platform for quality algorithms and expansive device support
- Our beginnings: engineering and product development communities across the globe



Manual Programmers


Create & seamlessly transfer programming jobs from design to production and beyond



Programming Job Creation


- Control image files
- Algorithm
- Enable semiconductor specific special features and settings
- Set-up programming job specific settings including serialization
- Checksum validation

FlashCORE III-M4



- Up to 4 sockets
- Universal Programmer
- NAND Bad Block Schemes
- Ergonomic socket actuation

LUMEN X-M8




- Up to 8 sockets
- Ultra fast programming performance
- Ideal for high density devices
 - eMMC
 - UFS
- SPI NOR
- Microcontrollers

Supporting Programmable Devices from Design to Production and Beyond...



Data and Security Provisioning Capabilities



Design

Engineering

NPI

Small Run

Production

QC

Test

Repair

Data I/O's programming platform has breathed life into the world's electronics supply chain for over 50 years



CONFIDENTIAL

Serving Customers Globally in Growing Markets

SERVICE PROVIDERS (FRANCHISED/NON-FRANCHISED DISTRIBUTION,
IND. PROGRAMMING PARTNERS, EMS, ETC.)

ARROW

Kimball Electronics

PEGATRON

AVNET®

PLEXUS

btv
technologies

Celestica™

ELSI
electronics
SILICON

flex®

Salcomp

FOXCONN®



SANMINA®

JABIL

SEMITRON
Distribution + Testhaus

AUTOMOTIVE

ADAYO

Continental

DENSO

DESAY SV

BorgWarner

HYUNDAI
MOBIS

HARMAN
A SAMSUNG COMPANY

BOSCH

Visteon®

Panasonic



TESLA

• APTIV •

Valeo

BYD

TRW

MARELLI

MAGNA

Data iO

INDUSTRIAL/MEDICAL/CONSUMER

amazon

Honeywell

Google

iRobot®

LG

SIEMENS



JOHN DEERE



Schindler

PHILIPS

Schneider
Electric



SONY

Miele

STILL

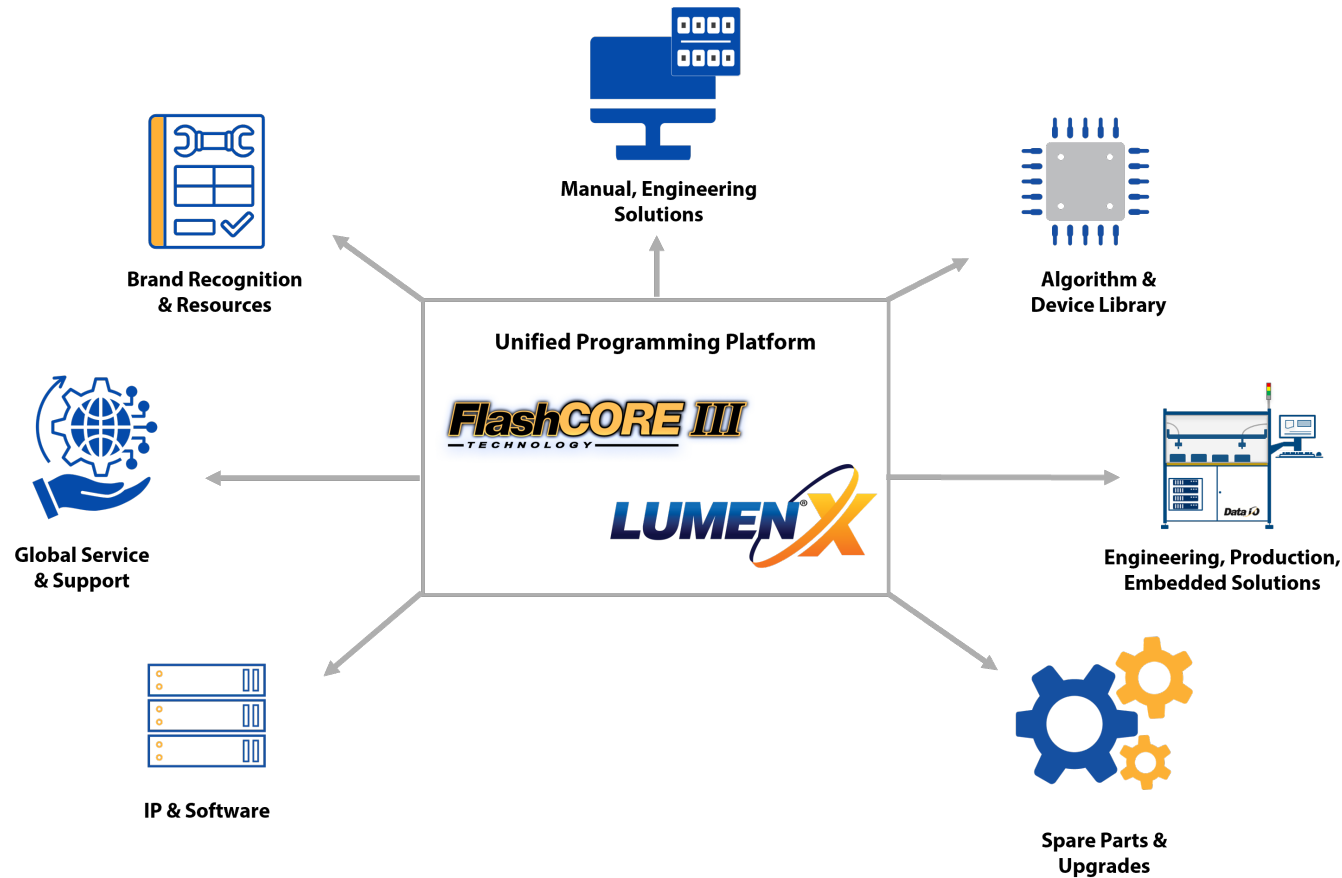
Danfoss

Our Core Expertise is Programming Silicon

Our Programming Platform is our IP

Evolving our Technology for New Generations of Silicon

Simple.
Flexible.
Scalable.



Starts with
Data I/O's
Device Data
platform...

...and Grows
into a Single
Programming
Technology
Platform

Unified Programming Platform

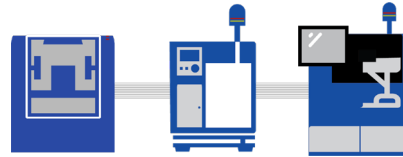
Supporting Design to Production & Beyond



Design, Engineering, NPI



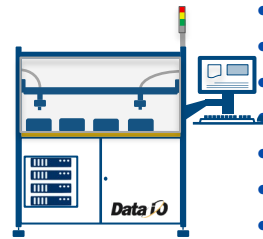
- Control of Data Files
- First Article
- NPI
- Test Fully Programmed Parts



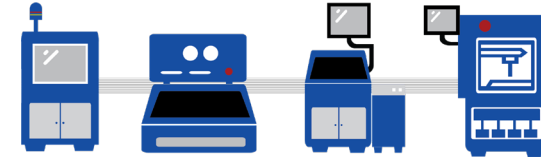
Low & Medium Volume Production



Medium-High Volume Production



- Media Input
- Inspection
- Erase
- Program
- Verify
- Mark
- Media Output



Post SMT Process, Test, QC, Rework



- Test
- Quality Checks
- Quality Assurance
- Rework
- Repair
- EOL Support



Design

Engineering

NPI

Small Run

Production

QC

Test

Rework

End Product

The Data IO logo is displayed on a large screen at the front of a conference hall. The logo consists of the word "Data" in a bold, sans-serif font, followed by "iO" in a smaller font with a stylized blue and yellow swoosh above the "i".

Data iO

Thank You!

NASDAQ: DAIO

For more information, please go to
<https://www.dataio.com/Company/Investor-Relations/Data-I-O-Profile>

The Data IO logo is located in the bottom right corner of the slide. It features the word "Data" in bold, followed by "iO" with a stylized blue and yellow swoosh above the "i".

Data iO

Financial Snapshot

Committed to Growing Shareholder Value

- Focusing on programming core competencies to expand total addressable market by estimated 4X
- Balance sheet and cash position will allow us to invest in our future
- Differentiated market position through technology leadership and global support
- Cost efficiencies and expense management improving performance
- Diversified revenue mix -- platform solutions and reoccurring revenues, including adapters, service contracts, spare parts programs, software options (MES, security)

Company Snapshot ⁽¹⁾⁽²⁾

NASDAQ:	DAIO
Headquarters:	Redmond, WA
Recent Stock Price:	\$2.54
Market Cap:	\$23.5M
Diluted Shares:	9.2M
3-Month Daily Avg. Volume:	25,700 shares
Sales _(TTM) :	\$21.9M
Net Income _(TTM) :	(\$2.7M)
Diluted EPS _(TTM) :	(\$0.29)
Adj. EBITDA ⁽³⁾ _(TTM) :	(\$1.2M)
Cash & Sec. (3/31/25):	\$10.5M (\$1.14/share)
Debt (3/31/25):	\$0.0
Enterprise Value (3/31/25):	\$13.0M
NOLs (12/31/24):	\$13.8M

(1) Stock price, market cap and volume as of 5/12/25 trading; Source: Yahoo

(2) Financials for the TTM period ended 3/31/25 or as noted

(3) Adj. EBITDA is a non-GAAP financial measure. A reconciliation is provided in this presentation

Adjusted EBITDA Reconciliation

NON-GAAP FINANCIAL MEASURE RECONCILIATION

	Three Months Ended March 31,		Twelve Months Ended December 31,	
	2025	2024	2024	2023
(in thousands)				
Net Income (loss)	(\$382)	(\$807)	(\$3,093)	\$486
Interest (income)	(38)	(80)	(273)	(190)
Taxes	21	41	386	194
Depreciation and amortization	127	201	565	608
EBITDA earnings	(\$272)	(\$645)	(\$2,415)	\$1,098
Equity compensation	174	281	976	1,190
Adjusted EBITDA, excluding equity compensation	<u>(\$98)</u>	<u>(\$364)</u>	<u>(\$1,439)</u>	<u>\$2,288</u>